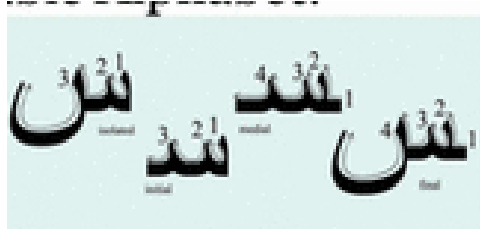



ا	ا	ا	ا
ب	ب	ب	ب
ت	ت	ت	ت
ث	ث	ث	ث
ج	ج	ج	ج
ح	ح	ح	ح
خ	خ	خ	خ
د	د	د	د
ذ	ذ	ذ	ذ
ر	ر	ر	ر
ز	ز	ز	ز



Write each form of the letter eight times using the space below.

Four horizontal writing lines for practicing the letter 'Sin'. Each line contains a dashed outline of the letter 'Sin' at the end, corresponding to the four forms shown in the tracing guide above.



Write each form of the letter eight times using the space below.

Four horizontal writing lines for practicing the letter 'Shin'. Each line contains a dashed outline of the letter 'Shin' at the end, corresponding to the four forms shown in the tracing guide above.



Write each form of the letter eight times using the space below.

Four horizontal writing lines for practicing the letter 'Sad'. Each line contains a dashed outline of the letter 'Sad' at the end, corresponding to the four forms shown in the tracing guide above.



Write each form of the letter eight times using the space below.


Four horizontal writing lines for practicing the letter 'Dad'. Each line contains a dashed outline of the letter 'Dad' at the end, corresponding to the four forms shown in the tracing guide above.



but
has
word
"tas."

Write each form of the letter eight times using the space below.

Four horizontal writing lines, each with a dashed midline. The letter 'ط' is printed at the end of each line to show placement.



Write each form of the letter eight times using the space below.



Four horizontal writing lines, each with a dashed midline. The letter 'ظ' is printed at the end of each line to show placement.



Write each form of the letter eight times using the space below.

Four horizontal writing lines, each with a dashed midline. The letter 'ع' is printed at the end of each line to show placement.


Arabisya.™



Write each form of the letter eight times using the space below.


Four horizontal writing lines, each with a dashed midline. The letter 'ع' with a dot is printed at the end of each line to show placement.

Arabisya.™



Write each form of the letter eight times using the space below.

Four horizontal writing lines (top, dashed middle, bottom) for practicing the connected form of the letter 'Fā'. Each line ends with a small 'Fā' character for reference.



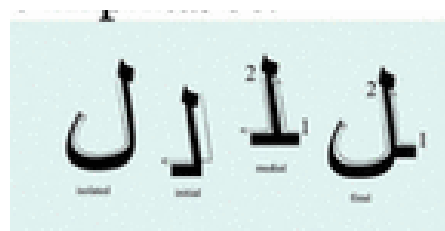
Write each form of the letter eight times using the space below.

Four horizontal writing lines (top, dashed middle, bottom) for practicing the isolated and final forms of the letter 'Fā'. Each line ends with a small 'Fā' character for reference.



Write each form of the letter eight times using the space below.

Four horizontal writing lines (top, dashed middle, bottom) for practicing the connected and final forms of the letter 'Kā'. Each line ends with a small 'Kā' character for reference.



Write each form of the letter eight times using the space below.

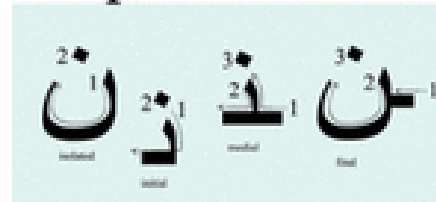
Four horizontal writing lines (top, dashed middle, bottom) for practicing the connected and final forms of the letter 'Lā'. Each line ends with a small 'Lā' character for reference.



Write each form of the letter eight times using the space below.

Four sets of handwriting practice lines (top solid, middle dashed, bottom solid) for the letter 'Ha'. Each set has a small 'Ha' character at the end of the bottom line to indicate the starting point and direction.

ina.7



Write each form of the letter eight times using the space below.

Four sets of handwriting practice lines (top solid, middle dashed, bottom solid) for the letter 'Zay'. Each set has a small 'Zay' character at the end of the bottom line to indicate the starting point and direction.



Write each form of the letter eight times using the space below.

Two sets of handwriting practice lines (top solid, middle dashed, bottom solid) for the letter 'Waw'. Each set has a small 'Waw' character at the end of the bottom line to indicate the starting point and direction.



Write each form of the letter eight times using the space below.

Four sets of handwriting practice lines (top solid, middle dashed, bottom solid) for the letter 'Ya'. Each set has a small 'Ya' character at the end of the bottom line to indicate the starting point and direction.

خ	ص	ق	ي
ح	س	ك	و
ج	ش	ع	هـ
ث	ز	ع	ن
ت	ر	ظ	م
ب	ذ	ط	ل
ا	د	ف	ك

مِنْهَا